

# Tima - Track Time & Log Work in Jira

## What is Tima

The Tima app is a time tracking and worklog management tool for Jira Cloud and Jira Server users. Tima is available as a mobile app for iOS and Android, as well as on Windows, macOS, and Linux.

Track your time, add, edit, and delete worklogs, and get a quick overview of your tasks. With the mobile apps, you can log work on-the-go and even track your time while offline.

## How To Log In

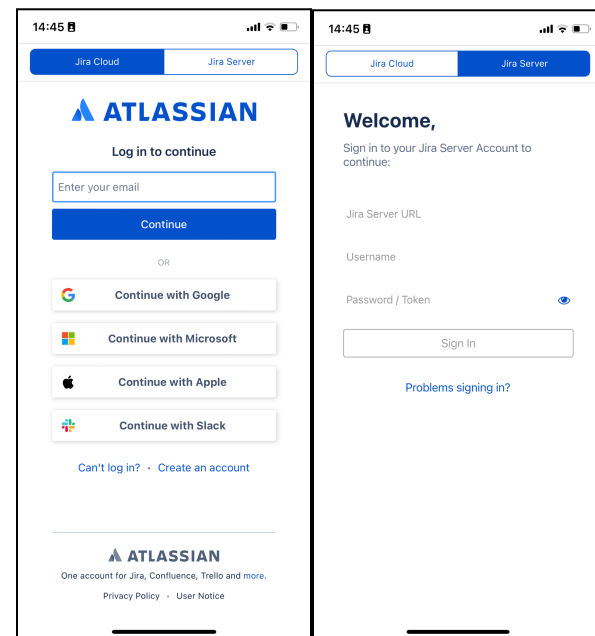
The Tima app is compatible with both Jira Cloud and Jira Server.

### Cloud Login

To log in to the Cloud, enter your email address and password, and then authorize Tima to access your worklogs on the site of your choice. You can also use the social login options like Google, Apple, Slack, and Microsoft. *(Note: Log in with Google is currently unavailable for mobile devices.)*

### Server Login

Logging in to your Jira Server requires your Jira Server URL, your Username, and your Password or Token.

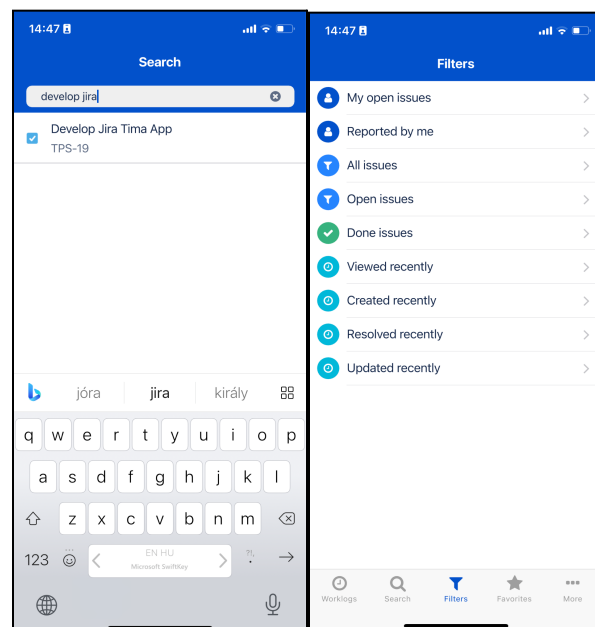


## How To Use Tima

This app is a powerful worklog management and time tracking tool with many features to ease your day-to-day work.

### Find Issues and Tasks

You can find all your Jira tasks and issues via text search on the **Search** tab, or by using the **Filters** tab to find specific issues which are e.g. open, or which you've viewed recently.



## Track Time and Add Worklogs

Start time tracking by clicking on the **Play** button in the top bar, or by selecting an issue first and clicking on **Start Timer** there. You can also select an issue and click or tap on **Add Worklog** to enter your logs manually.

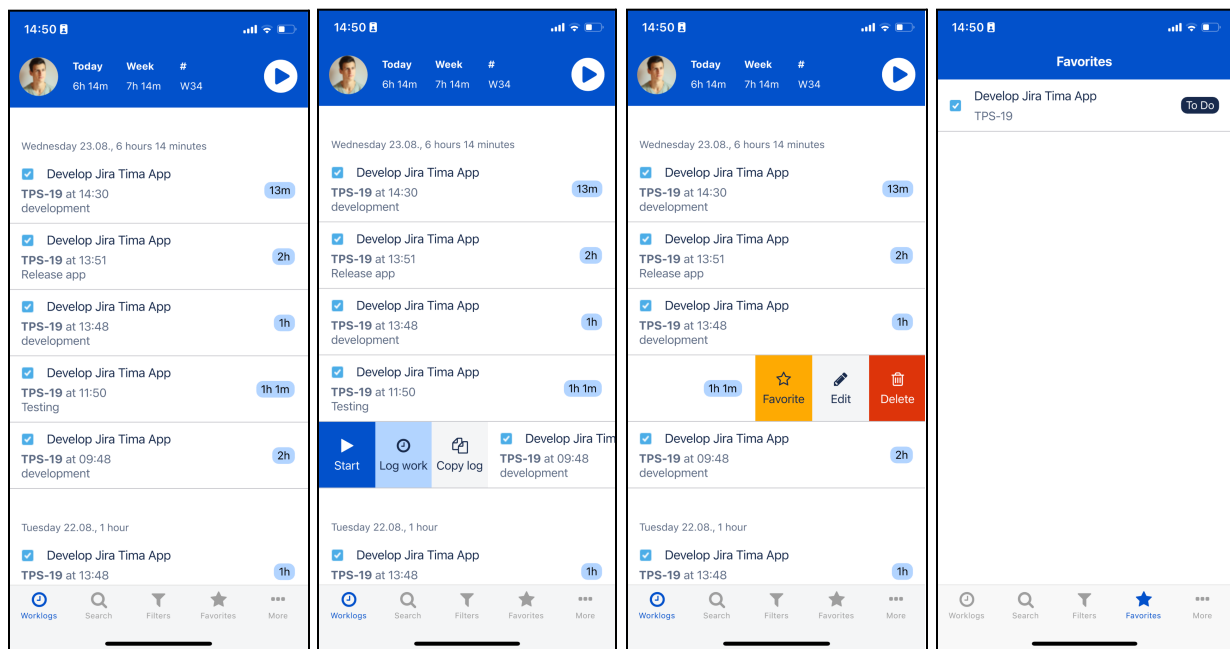
Choose the **Worklogs** tab to view your recent logs or track additional time on your issues..

On mobile, swipe right on a worklog to **Start** a timer, manually **Log Work** for that issue, or to **Copy** that exact log with its duration, start time, and description. This is useful when you do some work repeatedly. When a timer is running, you can also **Stop** it here.

You can also swipe left on the worklog to add the issue to your **Favorites**, **Edit** or **Delete** the selected entry.

All of the above options are available on the desktop platforms by hovering over the worklog.

See the **Favorites** tab for all worklogs you've added to your **Favorites**. Here you can quickly access the Issues you care about the most.



## Other Options and Notes

On the **More** tab in the app, you can **Clear the Cache** and **Log Out**. You also have the option to **Contact Us** with any feature suggestions, questions, or problems you've encountered while using the app.

If you like Tima, please **Rate the App** on the app stores and **Share it with Friends** or your colleagues.

Tima is made with Felgo, a cross-platform app development framework, which lets developers create amazing apps with native UX, custom design, smooth animations and powerful integrations of backend services.

You can download Felgo for free, at <https://felgo.com>.

If you have any questions about the Tima app, or Felgo, do not hesitate to contact us at <https://felgo.com/contact>.

